

How to Sign in to the Customer Learning Portal Using Verizon Enterprise Center

April 2024

Version 1.0

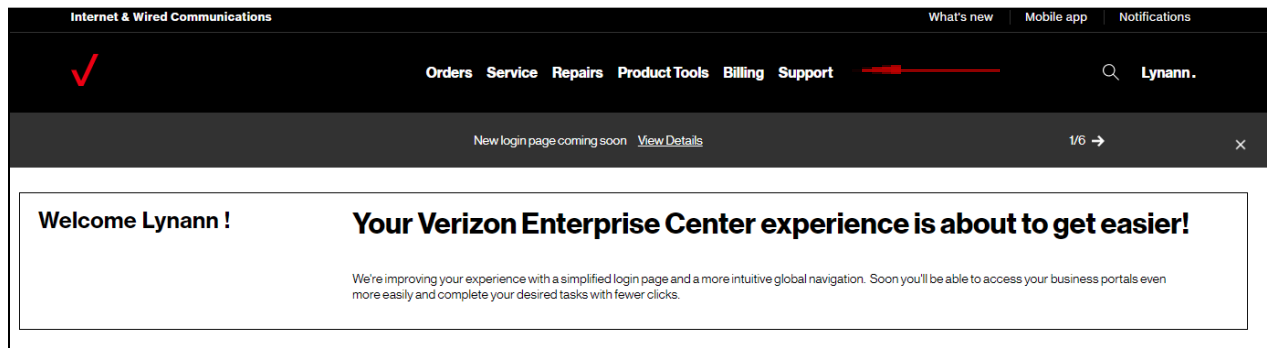
Introduction

Use this document to directly sign in to the Verizon Customer Learning Portal.

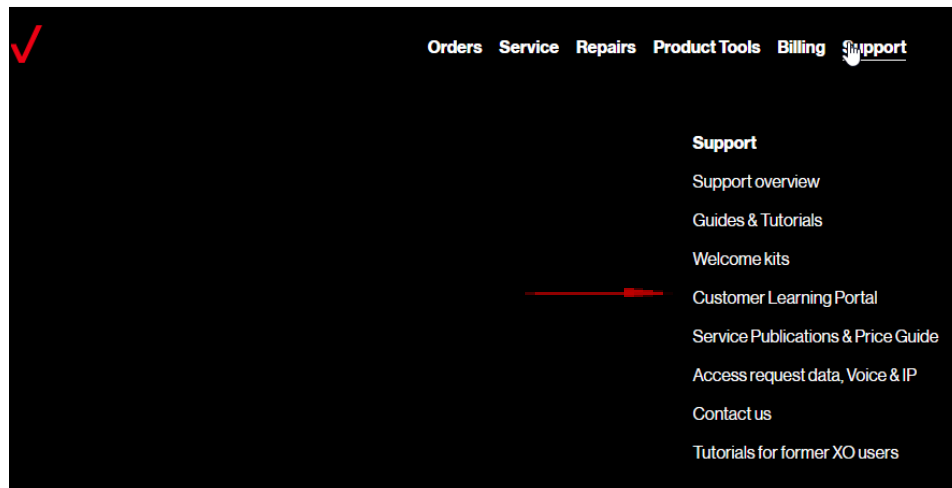
Single Sign on Process in Verizon Enterprise Center

We will begin having already signed into the Verizon Enterprise Center Portal Home Page at: <https://verizon.com/business>.

- This will display the **Verizon Enterprise Center** Home Page.



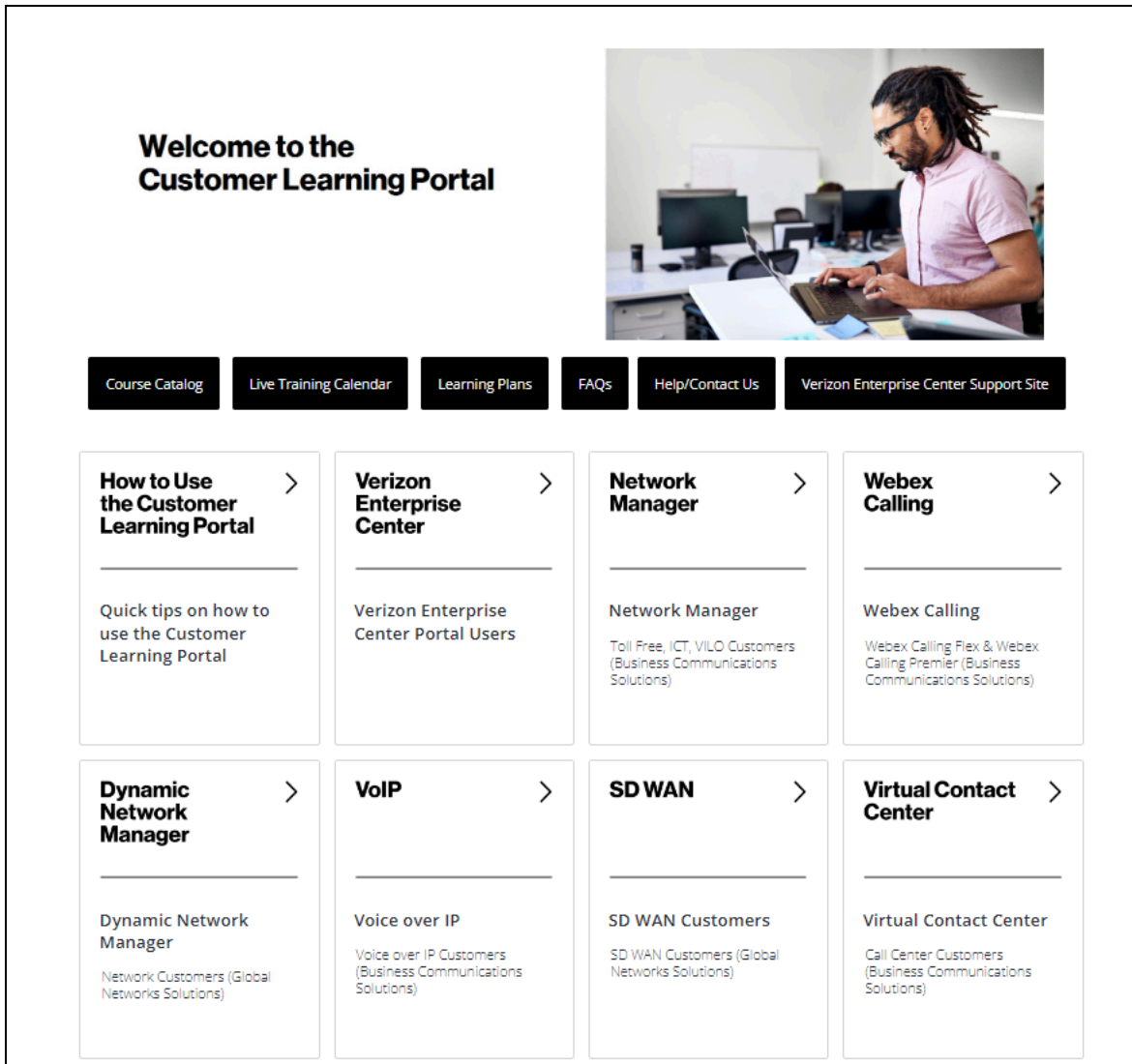
- Hover over the **Support** tab to view available options.



- o Click on the **Customer Learning Portal** hyperlink to view the available training.
- o This takes you to the Customer Learning Portal.

Once you select the Customer Learning Portal hyperlink you have direct access to your business segment's Course Catalog, Live Training Calendar, Learning Plans, FAQs, Help/Contact Us, and Verizon Enterprise Center Support Site.

These options give you direct access to videos, self-paced training, and instructor- classes. You can view our public instructor-led courses calendar with dates and times in which you can register for training classes.



Once you are in the Customer Learning Portal, you can search for the training content you need, by using the Search function on the top right of the page, clicking a Topic Tile, or selecting the Course Catalog black tile.